




COIL FEEDER LINES

F SERIES NC Roll Feeder

L SERIES Combined Uncoiler and Straightener



AIDA ENGINEERING, LTD.

Corporate Headquarters : 2-10 Ohyama-cho, Midori Ward, Sagami-hara City, Kanagawa Prefecture, 252-5181, Japan

Phone : (81)-42-772-5231 Facsimile : (81)-42-772-5261

Homepage : <https://www.aida.co.jp/>

701-A-2309E(D)

Total Integration with the Press for A High -Performance Line

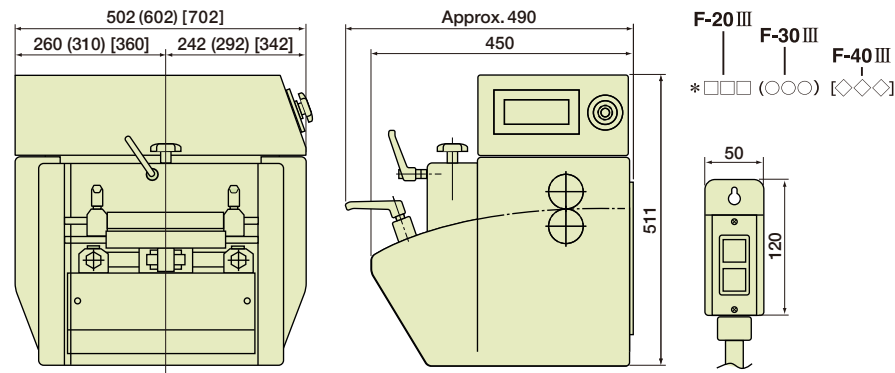
AIDA Coil Feeder Lines F-Series NC Roll Feeder



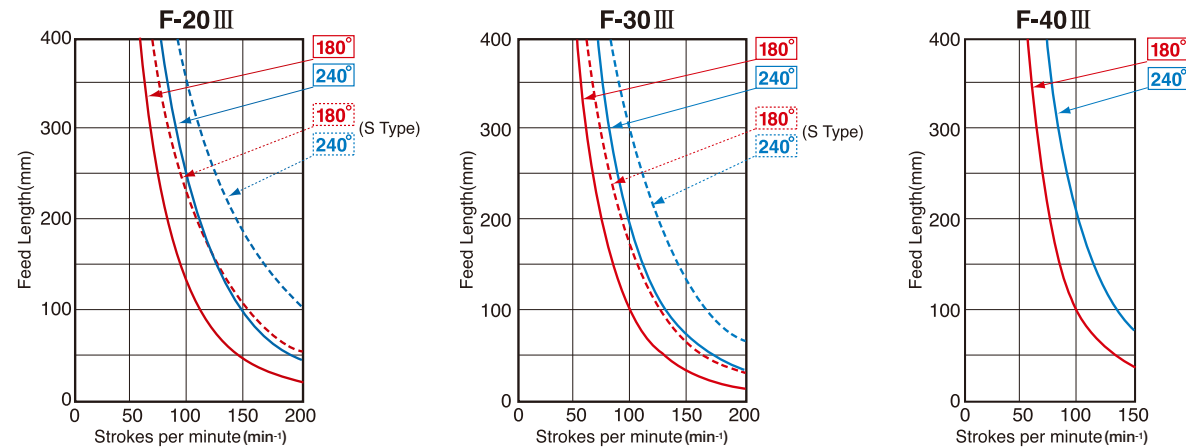
F-20

Superior Functionality, Features & Dimensions

- Easy operation via the touchscreen
- A compact design with a built-in control panel
- Hard chrome-plated feed rolls
- A material end detection device is standard
- Two selectable feed angles (180° and 240°)
- Press SPM auto-calculation display function
- Release length setting function
- Responsiveness up to 200 min⁻¹ (when using the advance angle function)



Specifications




Type	F-20 III	F-30 III	F-40 III
Thickness × Width (mm)	0.3~1.6 × 30~200 ~2.3 ~140 ~3.2 ~100	0.3~1.6 × 30~300 ~2.3 ~200 ~3.2 ~150	0.3~1.6 × 30~400 ~2.3 ~200 ~3.2 ~150
Coil Material (N/mm ²)	Hot- and Cold-Rolled Steel Sheets		
Feed Length (mm)	1.00~4999.99		
No. of Feeds per Minute (spm)	70 (when not using advance angle), 200 (when using advance angle)/ (with air release)		Max. 150 (with air release)
Feed Accuracy (mm)	±0.1 or less (repeatable accuracy)		
Passline Height (mm)	100~200 (above bolster)		
Feed Direction	Left → Right; Right → Left (option)		
Required Power Source (V/Hz)	AC 200V/220V, 50/60 Hz, 3-phase		
Motor Capacity (kw)	AC Servo 0.45		AC Servo 0.85
Power Source Capacity (kVA)	1.7		2.5
Required Air Pressure (MPa)	0.5		
Air Consumption (L)	0.1 L/operation (when at 0.5 MPa)		
Machine Weight (kg)	90	97	115

Options

- Special mounting plates
- Entry apron rolls
- Extended apron rolls
- High-speed (S)
- Feed Master mode
- Inch/Single/Feed Roll
- Remote control operation box for use when clamping

AIDA Coil Feeder Lines L-Series Combined Uncoiler and Straightener



Superior Functionality and Features

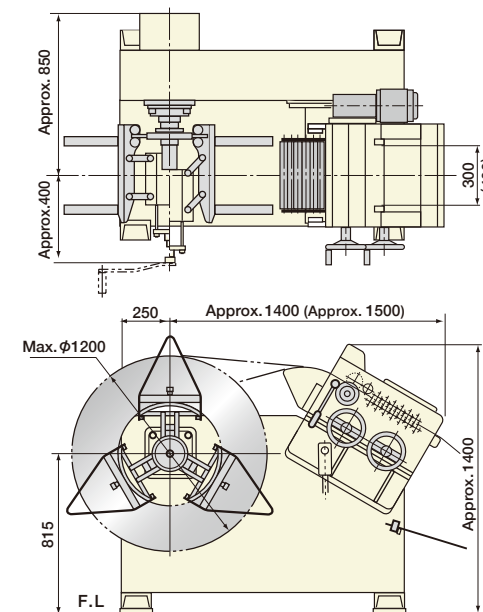
- Superior compensation capabilities:
 - 13 work rolls (6 upper, 7 lower)
 - All rolls are plated with hard chrome
- Auto-control of straightener speed
 - The straightener runs continuously, thereby preventing roll (stop) marks (when used in combination with the F-Series)
- Straightener speed is controlled by loop arm inverter controls.
- The straightener's upper feed roll section opens up wide to allow easy access to the rolls for cleaning, and this feature along with the free rotation of all the rolls serve to effectively prevent scratch marks.
- A manual handle is used for drum expansion/contraction.
- A manual handle is used to adjust the drum sideplates.
- Coil position adjustments are made using the manual movable sideplates.
- Double uncoiler versions are also available.



Specifications & Dimensions

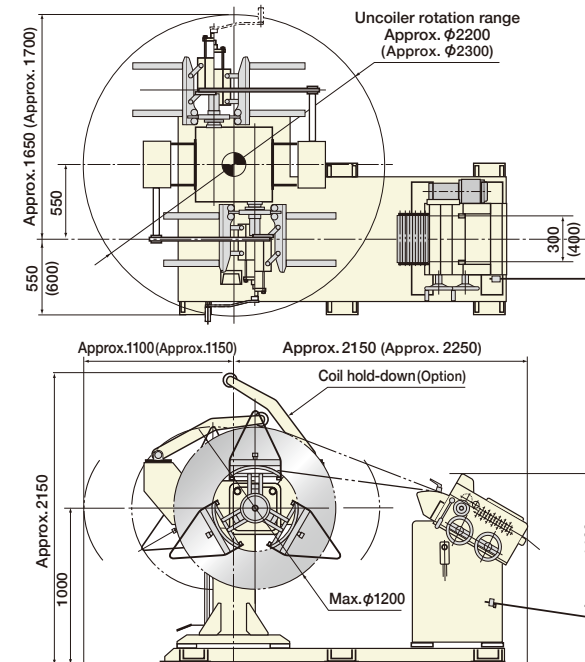
Single Uncoiler Type

※L-40 dimensions are shown in ()



Double Uncoiler Type

※L-40W dimensions are shown in ()



Type	L-30	L-30W	L-40	L-40W
Coil Material (N/mm ²)	Hot - and Cold-Rolled Steel Sheets (Yield Point Stress 250)			
Coil Weight (kg)	Max . 1200	Max . 1200 × 2	Max . 1200	Max . 1200 × 2
Coil O.D. (mm)	Max. φ1200			
Coil I.D. (mm)	φ508			
Thickness × Width (mm)	0.3~1.0 × 30~300 ~1.6 × ~200 ~2.3 × ~ 95 ~3.2 × ~ 50		0.3~0.6 × 30~400 ~1.6 × ~300 ~2.3 × ~150 ~3.2 × ~ 80	
Straightener Speed (m/min.)	1.8~18.0		2.2~22.0	
Feed Direction	Left → Right; Right → Left (option)			
Straightener Motor Capacity (kw)	0.75 (gear ratio: 1 : 25, with brake)		1.5 (gear ratio: 1 : 25, with brake)	
Required Power Source (V/Hz)	AC 200V/220V, 50/60 Hz, 3-phase			

Optional Equipment

- Plated drum surface
- Fixed lever-lock sideplates
- Coil hold-down
- Material end detection device

※Specifications and dimensions are subject to change without notice due to future design enhancements.